

Preparing for Geometry

The purpose of the packet is to help you review and reinforce concepts/topics that are necessary for Geometry. This packet has been designed to provide a review of Algebra I skills that are essential for student success in Geometry. It also contains a review of Geometry concepts students should have previously learned. Completion of this packet over the summer will be of great value to helping students successfully meet the academic challenges awaiting them in Geometry.

Instructions:

Complete all sections of this packet. You will show this completed packet to your Geometry teacher the first day of school. All work must be shown and final answers should be circled.

Students must show work that supports their understanding. Students will be given a grade for completing the packet correctly.

It may be necessary to seek assistance on some questions/concepts... that is fine!

Websites that may be of assistance:

www.mathforum.org/dr.math Use this web site if you have a math questions that you need answered.

www.allmath.com This website will provide you with links to games, reference, general math help and resources.

www.mathforum.com This online community includes teachers, students, researchers, parents and educators who have an interest in math and math education. The site includes Ask Dr. Math, Problems of the Week, discussion groups and much more.

www.AAAmath.com. Customized by grade level and topic, AAA Math features explanations of various mathematical topics, practice problems and fun, challenging games.

www.coolmath.com This fully interactive site and allows the user to sharpen basic math skills, play games and explore new math concepts.

www.figurethis.org Created by the National Council of Teachers of Mathematics, this site helps families enjoy mathematics outside school through a series of fun and engaging challenges.

The more math you explore, the more prepared you will be in September!

Algebra I Topics

Equations

Variables and Expressions
Solving Equations
Solving for a Variable
Rates, Ratios, and proportions

Functions

Graphing Relationships
Relations and Functions
Writing Functions
Graphing Functions
Scatter Plots and Trend Lines
Arithmetic Sequences

Linear Functions

Identifying Linear Functions
Using Intercepts
Rate of Change and Slope
The Slope Formula
Direct Variation
Slope-Intercept Form
Point-Slope Form
Slopes of Parallel and Perpendicular Lines
Transforming Linear Functions

Systems of Equations

Solving Systems by Graphing
Solving Systems by Substitution
Solving Systems by Elimination
Solving Special Systems

Polynomials

Special Products of Binomials
Multiplying Polynomials
Adding and Subtracting Polynomials

Factoring Polynomials

Factors and Greatest Common Factors
Factoring by GCF
Factoring $x^2 + bx + c$
Factoring Special Products

Quadratic Functions and Equations

Solving Quadratic Equations by Factoring
Solving Quad Equations by Using Square Roots
The Quadratic Formula
Completing the Square

Geometry Topics

Angles

Angle Relationships
Triangle Angle Sum

Plane Figures

Area
Perimeter/Circumference
Similarity
Pythagorean Theorem

Solid Figures

Volume
Similarity

Solve each equation.

1. $-x-9=x+3$

2. $7r-4+2r=12+7r$

3. $-5-4(n+3)=-19-3n$

4. $-3(3-k)=3(k+3)$

Solve for the indicated variable.

5. $d = rt$ for r

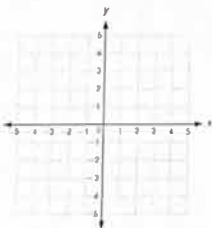
6. $ax+by+c=0$ for y

7. $A = \frac{e+f}{2}$ for e

8. $3k+7n=p$ for k

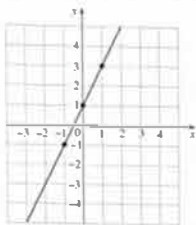
Use intercepts to graph the line described by the equation.

9. $4x+3y=-12$

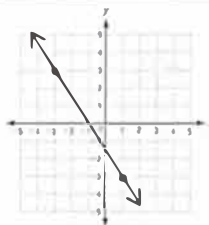


Find the slope of the line.

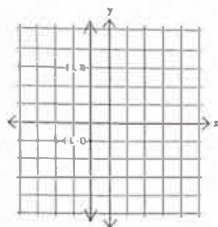
10.



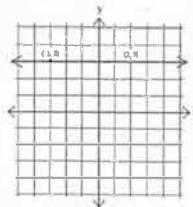
11.



12.



13.



Find the slope of the line that contains each pair of points.

14. $(3, 10)$ and $(2, 5)$

15. $(12, -2)$ and $(0, 6)$

Find the slope of the line described by each equation.

16. $5x + 4y = 40$

17. $7x + 42 = 2y$


Write the equation that describes each line in slope-intercept form.

18. slope = 8; y-intercept = -6


19. slope = $-\frac{1}{2}$, $(8, -1)$ is on the line

Write each equation in slope-intercept form. Then graph the line described by the equation.

20. $y + x = 3$



21. $5x - 2y = 10$



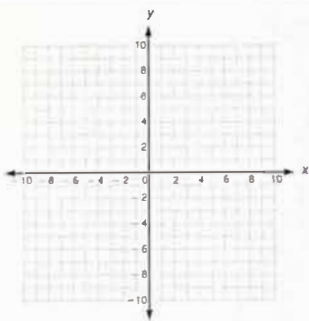
Write an equation in point-slope form for the line with the given slope that contains the given point.

22. slope = 4; (5, 6)

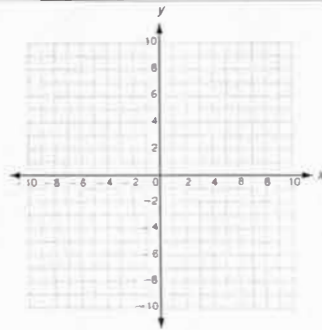
23. slope = -3; (7, -2)

Graph the line described by each equation.

24. $y - 3 = \frac{2}{3}(x + 1)$




25. $y + 4 = -3(x - 4)$

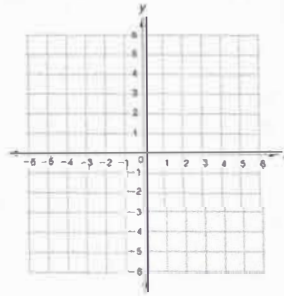


Solve each system by graphing.

26. $\begin{cases} y = 2x + 3 \\ y = -x + 9 \end{cases}$ Solution: _____



27. $\begin{cases} y = -3x + 4 \\ y = 2x + 4 \end{cases}$ Solution: _____



Solve each system by substitution.

$$28. \begin{cases} y = 3x + 4 \\ y = 4x + 5 \end{cases}$$

$$29. \begin{cases} -2x + 2y = 4 \\ 4x + 3y = -15 \end{cases}$$

Solve each system by elimination.

$$30. \begin{cases} x + 6y = -8 \\ 7x + 2y = 24 \end{cases}$$

$$31. \begin{cases} 9x + 6y = 12 \\ -18x - 8y = -4 \end{cases}$$

Evaluate each expression for the given value(s) of the variable(s).

$$32. (3t)^{-3} \text{ for } t = 2$$

$$33. 4x^{-2}y^0 \text{ for } x = 7 \text{ and } y = -4$$

Add or subtract.

$$34. 12x^2 + 11y^2 - 5x^2$$

$$35. (-8k^2 + 5) - (3k^2 + 7k - 6)$$

Multiply.

36. $-4x(x^2 - 5x + 7)$

37. $(y-7)(y-4)$

38. $(x-4)^2$

39. $(5x+2)^2$

Factor each polynomial. (GCF)

40. $12c^3 - 5c$

41. $6x^2 - 18x + 6$

Factor each polynomial.

42. $x^2 + 11x + 28$

43. $x^2 - 8x + 7$

44. $x^2 - 2x - 24$

45. $x^2 + 4x - 21$

46. $1 - 9x^2$

47. $64x^2 - 1$

Use the Zero Product Property to solve each equation. Check your answer.

48. $(x-4)(x-3)=0$

49. $x(x+13)=0$

Solve each quadratic equation by factoring. Check your answer.

50. $x^2+2x-15=0$

51. $x^2-5x-6=0$

Solve using square roots. Check your answer.

52. $x^2=64$

53. $x^2=900$

54. $9x^2+20=189$

55. $0=49x^2-16$

Solve by completing the square.

56. $x^2+10x=-21$

57. $-x^2+6x-3=0$

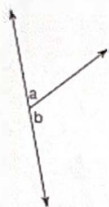
Solve using the Quadratic Formula.

58. $x^2 + 7x - 6 = 0$

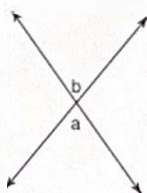
59. $2x^2 - x - 11 = 0$

Name the relationship(s): complementary, supplementary, vertical, or adjacent.

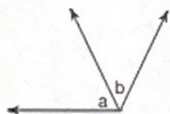
60.



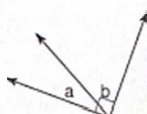
61.



62.



63.

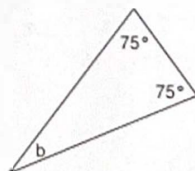


Find the measure of angle b .

64.

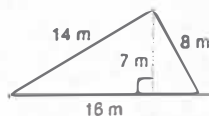


65.

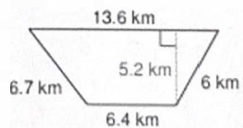


Find the perimeter of each figure.

66.



67.

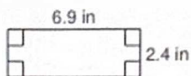


Find the area of each figure.

68.



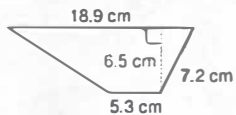
69.



70.

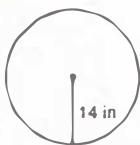


71.

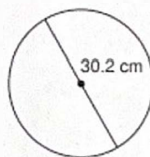


Find the area and circumference of each circle.

72.

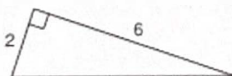


73.

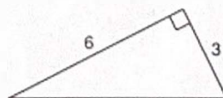


Use the Pythagorean Theorem to find the missing length.

74.

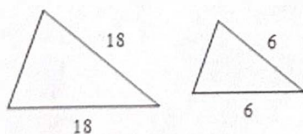


75.

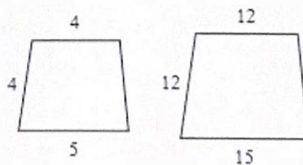


The polygons in each pair are similar. Find the scale factor of the smaller figure to the larger figure.

76.

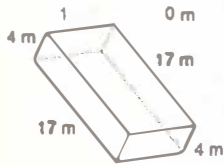


77.

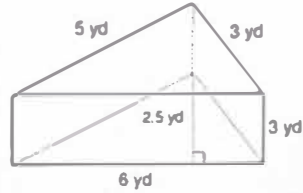


Find the volume of each figure – see formulas below.

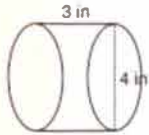
78.



79.



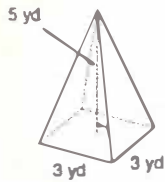
80.



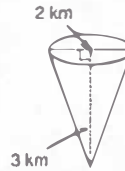
81.



82.



83.



Volume Formulas

Prism

$$V = Bh$$

Pyramid

$$V = \frac{1}{3} Bh$$

Cylinder

$$V = \pi r^2 h$$

Cube

$$V = s^3$$

Cone

$$V = \frac{1}{3} \pi r^2 h$$

Sphere

$$V = \frac{4}{3} \pi r^3$$